

ESTIMATED PROJECT QUANTITIES

ITEM NO.	ITEM	UNIT	TOTAL
1	DEMOLITION	LS	1
2	SAW CUT	LF	38
3	GRADING	LS	1
4	SEEDING, FERTILIZING AND MULCHING	LS	1
5	8-INCH FILTER SOCK	LF	100
6	PRECAST DOUBLE VAULT RESTROOM BUILDING	EA	1
7	ELECTRICAL LINE AND CONDUIT	LS	1
8	5-INCH NON-REINFORCED PCC SIDEWALK	SY	28.3
9	6-INCH NON-REINFORCED PCC PARKING	SY	65.6
10	GRANULAR BASE	TONS	26
11	PAINT STRIPING & HANDICAP SIGNAGE	LS	1
12	PRECAST CONCRETE PARKING WHEEL STOPS	EA	2
13	MOBILIZATION	LS	1


ESTIMATE REFERENCE INFORMATION

ITEM NO.	DESCRIPTION
1	DEMOLITION A. CONTRACTOR TO REMOVE AND PROPERLY DISPOSE OF EXISTING RESTROOM BUILDING AS SHOWN ON THE DEMOLITION PLAN (SHEET #5). B. CONTRACTOR TO REMOVE AND CAP EXISTING UTILITIES (SANITARY, WATER & ELECTRICAL). C. CONTRACTOR TO TEST FOR ASBESTOS AND OBTAIN DEMOLITION PERMIT (TO BE PART OF BID ITEM). CONTRACTOR TO DISPOSE OF MATERIALS PROPERLY.
2	SAW CUT A. CONTRACTOR TO SAW CUT EXISTING ASPHALT PAVEMENT FOR CLEAN EDGE AS SHOWN ON THE PLANS (SHEET #6).
3	GRADING A. CONTRACTOR TO GRADE THE SITE IN ACCORDANCE TO THE GRADING PLAN (SHEET #7).
4	SEEDING, FERTILIZING AND MULCHING A. THE CONTRACTOR SHALL SEED, FERTILIZE AND MULCH ALL DISTURBED AREAS WITH TYPE 1 SEED MIX (PERMANENT LAWN MIXTURE).
5	8-INCH FILTER SOCK A. CONTRACTOR TO INSTALL 8-INCH FILTER SOCK AS SHOWN ON THE PLANS (SHEET #7).
6	PRECAST DOUBLE VAULT RESTROOM BUILDING A. CONTRACTOR SHALL INSTALL PRECAST DOUBLE VAULT RESTROOM BUILDING IN THE LOCATION SHOWN ON THE PLANS. RESTROOM BUILDING TO BE HUFFCUTT MODEL #PT275 OR SIMILAR. B. CONTRACTOR TO CONNECT ELECTRIC UTILITY LINE TO BUILDING (INCLUDE COST IN BID ITEM). C. CONTRACTOR TO INSTALL GRANULAR BASE/FOOTINGS AS REQUIRED BY MANUFACTURER (INCLUDE COST IN BID ITEM).
7	ELECTRICAL LINE AND CONDUIT A. CONTRACTOR SHALL INSTALL ELECTRICAL LINE AND CONDUIT TO THE NEW RESTROOM BUILDING IN THE LOCATION SHOWN ON THE PLANS.
8	5-INCH NON-REINFORCED PCC SIDEWALK A. CONTRACTOR SHALL INSTALL 5-FOOT WIDE 5-INCH NON-REINFORCED PCC IN THE LOCATIONS SHOWN ON THE PLANS (SHEET #6). B. CONTRACTOR TO INSTALL EXPANSION JOINT BETWEEN SIDEWALK AND NEW RESTROOM BUILDING.
9	6-INCH NON-REINFORCED PCC PARKING A. CONTRACTOR SHALL INSTALL 6-INCH NON-REINFORCED PCC IN THE LOCATIONS SHOWN ON THE PLANS (SHEET #6).
10	GRANULAR BASE A. CONTRACTOR TO INSTALL GRANULAR BASE FOR SIDEWALKS (6 TONS) AND PARKING AREA (20 TONS) IN THE LOCATIONS SHOWN ON THE PLANS (SHEET #6).
11	PAINT STRIPING & HANDICAP SIGNAGE A. CONTRACTOR SHALL INSTALL PAINT STRIPING AND HANDICAP SIGNAGE IN THE LOCATIONS SHOWN ON THE PLANS (SHEETS #6 & #8).
12	PRECAST CONCRETE PARKING WHEEL STOPS A. THE CONTRACTOR SHALL INSTALL PRECAST CONCRETE PARKING WHEEL STOPS IN THE LOCATIONS SHOWN ON THE PLANS (SHEETS #6 & #8). PRECAST CONCRETE WHEEL STOPS TO BE ANCHORED INTO EXISTING PAVEMENT WITH #4 REBAR OR 1/2-INCH DOWELS, 18-INCH LENGTH.

GENERAL NOTES

- TWO WEEKS PRIOR TO CONSTRUCTION THE CONTRACTOR SHALL NOTIFY:
 - IOWA DNR PROJECT MANAGER: BRETT JOHNSON 515-250-3711
 - DISTRICT INSPECTOR: MICHAEL DUFOE 515-985-9196
- THE CONTRACTOR SHALL VERIFY THE EXISTING CONDITIONS PRIOR TO THE START OF CONSTRUCTION AND NOTIFY THE ABOVE MENTIONED CONTACTS OF ANY DISCREPANCIES.
- THE LOCATIONS AND DIMENSIONS SHOWN ON THE PLANS FOR EXISTING FACILITIES ARE IN ACCORDANCE WITH AVAILABLE INFORMATION WITHOUT UNCOVERING AND MEASURING. THE ENGINEER DOES NOT GUARANTEE THE ACCURACY OF THIS INFORMATION OR THAT ALL EXISTING UNDERGROUND FACILITIES ARE SHOWN. IT IS THE RESPONSIBILITY OF THE CONTRACTOR TO CONTACT ALL PUBLIC AND/OR PRIVATE UTILITIES SERVING THE AREA TO DETERMINE THE PRESENT EXTENT AND LOCATION OF THEIR FACILITIES BEFORE BEGINNING WORK.
- THE CONTRACTOR IS REQUIRED TO TAKE DUE PRECAUTIONARY MEASURES TO PROTECT THE UTILITIES OR STRUCTURES AT THE SITE. IT SHALL BE THE CONTRACTOR'S RESPONSIBILITY TO NOTIFY THE PROPER UTILITY IMMEDIATELY UPON BREAKING OR DAMAGE TO ANY UTILITY LINE OR APPURTENANCE, OR THE INTERRUPTION OF THEIR SERVICE. HE SHALL NOTIFY THE PROPER UTILITY INVOLVED. IF EXISTING UTILITY LINES ARE ENCOUNTERED THAT CONFLICT IN LOCATION WITH NEW CONSTRUCTION, THE CONTRACTOR SHALL NOTIFY THE ENGINEER SO THAT THE CONFLICT CAN BE RESOLVED.
- CONTRACTOR TO PROTECT ALL UTILITY, PAVING, BUILDINGS, ETC. OUTSIDE OF LIMITS OF PROPOSED CONSTRUCTION.
- CONTRACTOR SHALL SEED, FERTILIZE AND MULCH ALL DISTURBED AREAS. USE TYPE 1 SEED MIX.
- PROTECT EXISTING TREES AND VEGETATION OUTSIDE OF CONSTRUCTION CORRIDOR.
- ALL CONSTRUCTION SHALL BE IN ACCORDANCE WITH STATEWIDE URBAN STANDARD DESIGN SPECIFICATIONS FOR PUBLIC IMPROVEMENTS (SUDAS).

CONSULTANT:



**IOWA DEPARTMENT OF
NATURAL RESOURCES**

ENGINEERING SERVICES - WALLACE BUILDING
502 E. 9TH ST., DES MOINES, IA 50319-0034



QUANTITIES & GENERAL NOTES

VAULT RESTROOM BUILDING REPLACEMENT FOR:

BELLEVUE STATE PARK

JACKSON COUNTY, IOWA

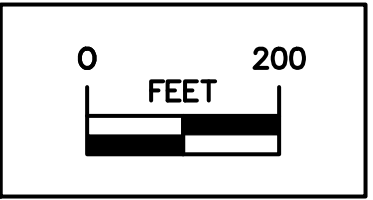
NO.	BY	DATE	REVISION

DRAWN BY: PROJECT NUMBER: 14-06-49-01
 CHKD BY: DATE: 3/1/2017



SITE LOCATION

- LEGEND**
- EXISTING/PROPOSED**
- ST 8" — STORM SEWER
 - E — ELECTRIC LINE
 - W 2" — WATER MAIN
 - 990- 990- ELEVATION
 - X X X X X X X X FILTER SOCK

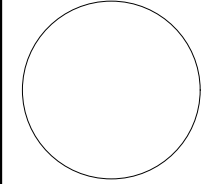


OVERALL SITE PLAN
 VAULT RESTROOM BUILDING REPLACEMENT FOR:
BELLEVUE STATE PARK
 JACKSON COUNTY, IOWA

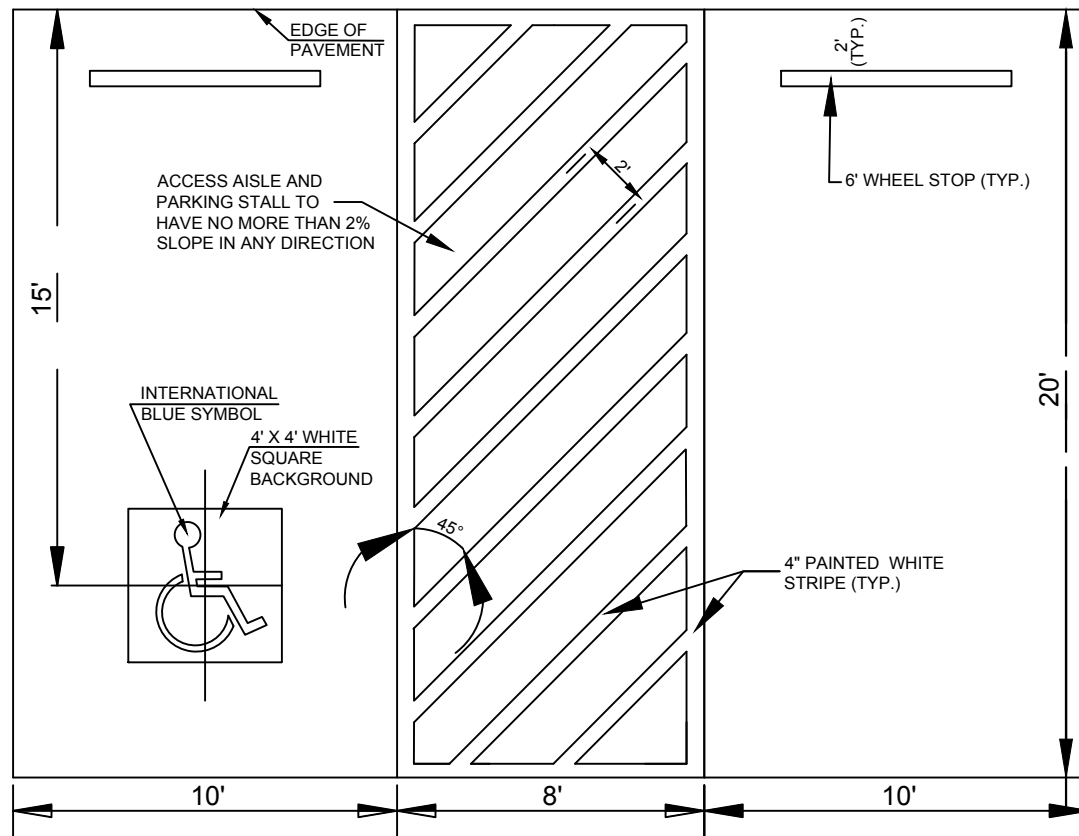
NO.	BY DATE	REVISION

DRAWN BY: PROJECT NUMBER: 14-06-49-01
 CHECKED BY: DATE: 3/1/2017

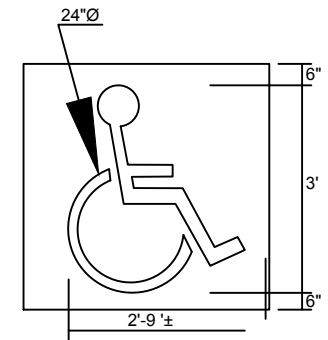
IOWA DEPARTMENT OF NATURAL RESOURCES
 ENGINEERING SERVICES - WALLACE BUILDING
 502 E. 9TH ST., DES MOINES, IA 50319-0034



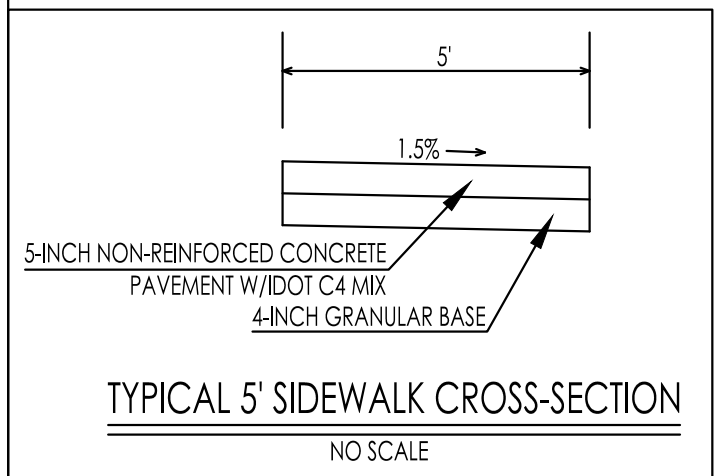
CONSULTANT:



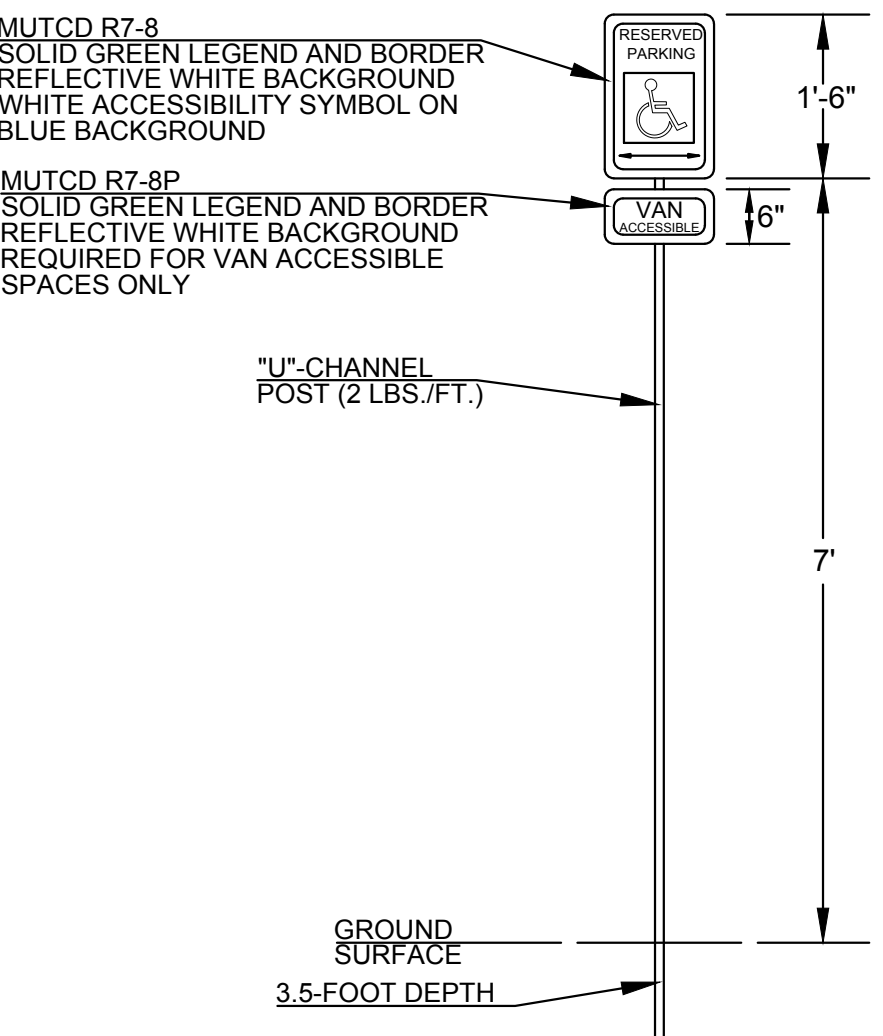
HANDICAP PARKING PAVEMENT MARKING
NOT TO SCALE



PAVEMENT MARKINGS FOR PARKING STALLS
NOT TO SCALE

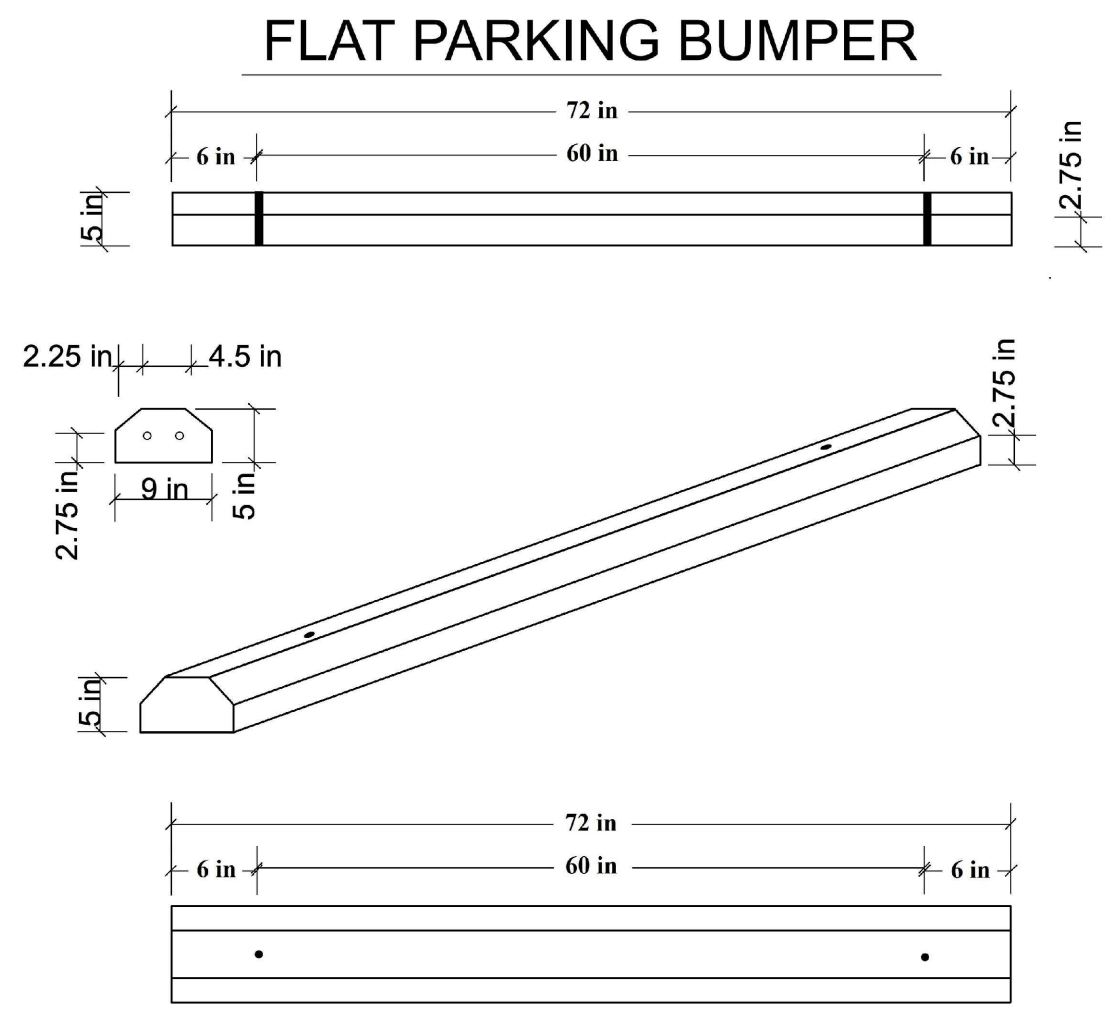


TYPICAL 5' SIDEWALK CROSS-SECTION
NO SCALE



- NOTES**
1. 12"x18" ACCESSIBILITY SIGN (R7-8) SHALL BE MOUNTED 7' FROM FINISH GRADE TO BOTTOM EDGE OF SIGN FACE.
 2. SIGNAGE FOR TO BE LOCATED ON END OF PARKING STALL, 2' BACK FROM EDGE OF PAVEMENT, CENTERED ON STALL. "U" CHANNEL CAN BE DRIVEN INTO GROUND AT SAID LOCATION TO A DEPTH OF 3.5 FEET.
 3. ALL SIGNAGE SHALL BE ENGINEER GRADE .080 ALUMINUM REFLECTIVE SIGN MEETING THE REQUIREMENTS OF THE MUTCD AND ADAAG.
 4. SURFACE MOUNTING BASE TO BE 15-INCH DIAMETER ALUMINUM BASE (OR EQUIVALENT) THAT IS COMPATIBLE WITH 2 LBS./FT. "U" CHANNEL.


HANDICAP SIGN DETAIL
NOT TO SCALE



FLAT PARKING BUMPER

Air Entrained Concrete
4000 p.s.i. @ 28 days
Length: **6'0"**
Height: **5"**
Width: **9"**

CONSULTANT:



IOWA DEPARTMENT OF NATURAL RESOURCES

ENGINEERING SERVICES - WALLACE BUILDING
502 E. 9TH ST., DES MOINES, IA 50319-0034

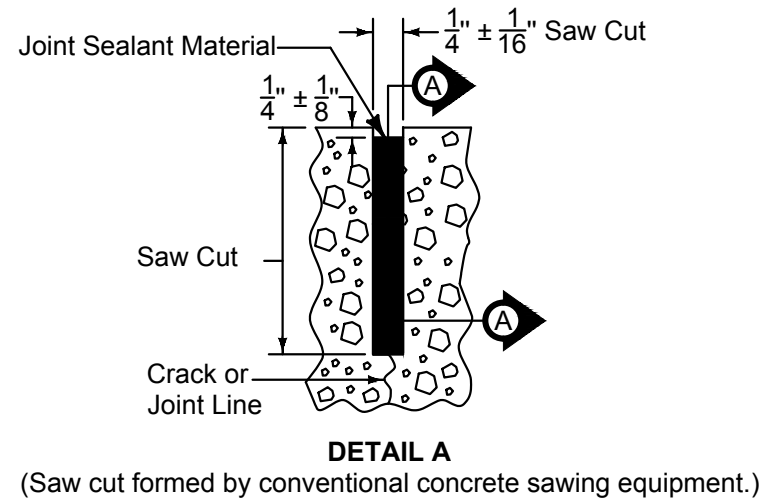
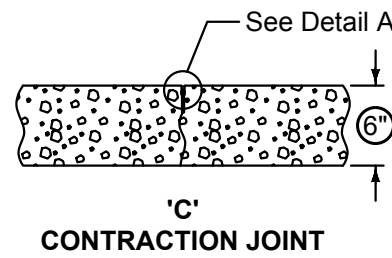
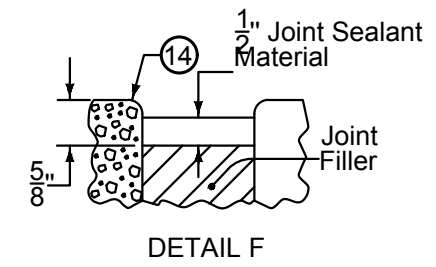
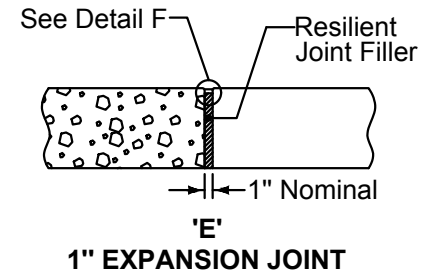
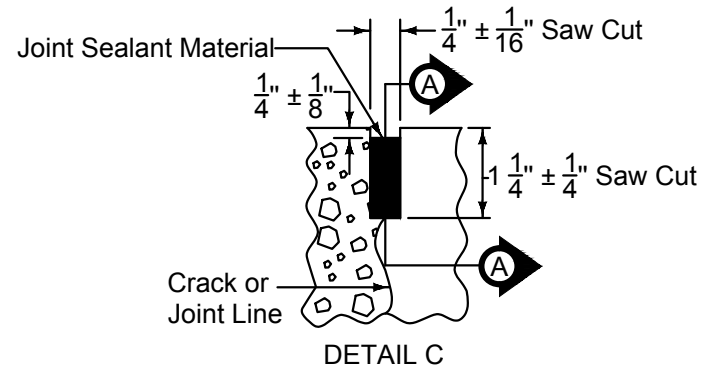
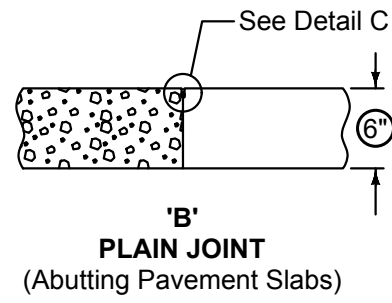


DETAIL SHEET

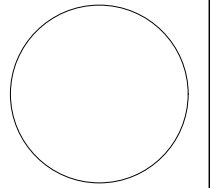
VAULT RESTROOM BUILDING REPLACEMENT FOR:
BELLEVUE STATE PARK
JACKSON COUNTY, IOWA

NO.	BY DATE	REVISION

PROJECT NUMBER: 14-06-49-01
DRAWN BY: []
CHKD BY: [] DATE: 3/1/2017
SHEET No: 8



CONSULTANT:



**IOWA DEPARTMENT OF
NATURAL RESOURCES**

ENGINEERING SERVICES - WALLACE BUILDING
502 E. 9TH ST., DES MOINES, IA 50319-0034



JOINT DETAIL SHEET

VAULT RESTROOM BUILDING REPLACEMENT FOR:
BELLEVUE STATE PARK
JACKSON COUNTY, IOWA

NO.	BY DATE	REVISION

DRAWN BY: PROJECT NUMBER:

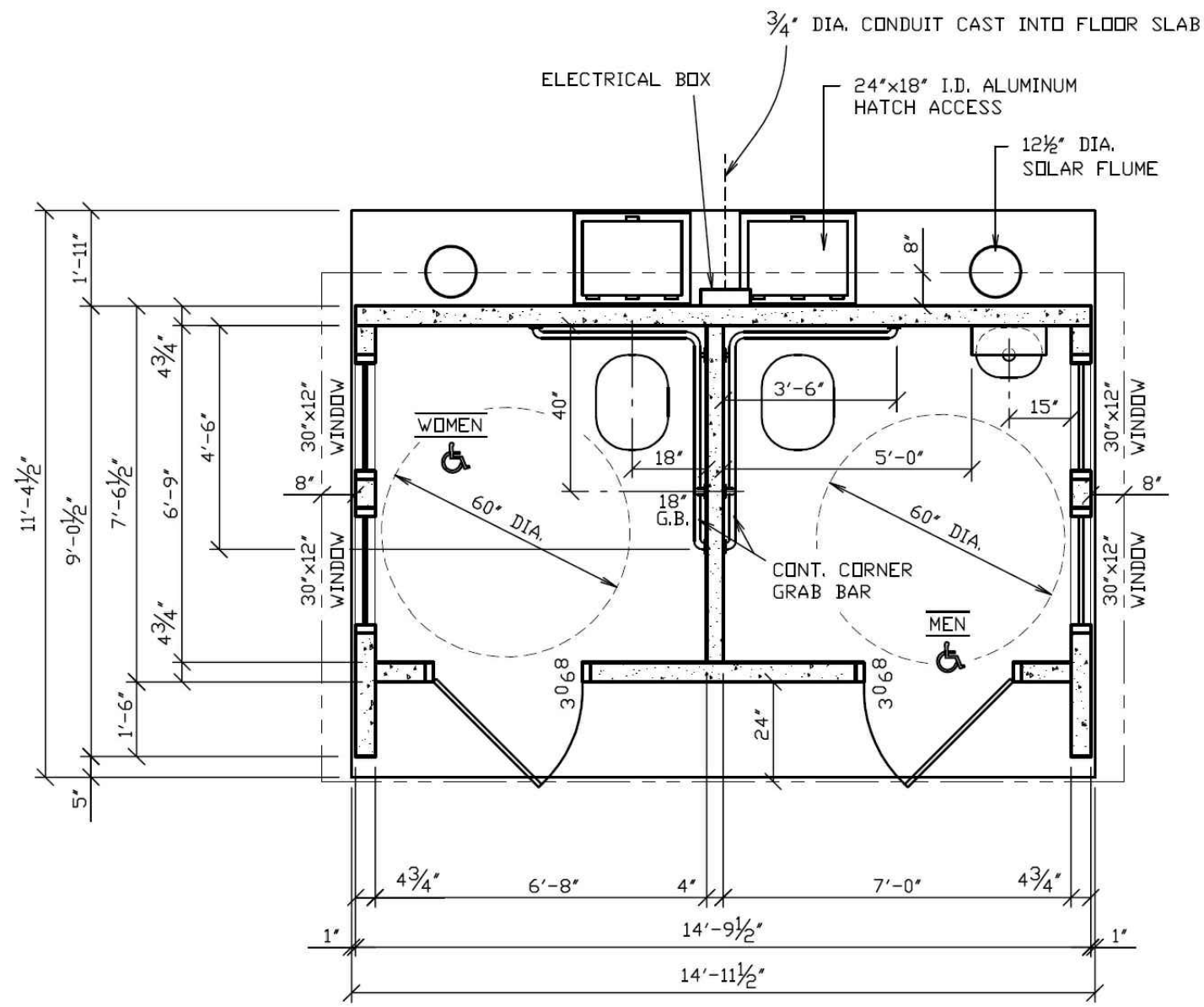
14-06-49-01

CHKD BY: DATE:

3/1/2017

SHEET No:

9




FLOOR PLAN
SCALE: 1/4" = 1'-0"

NOTES:

- INSTALL CONT. CORNER GRAB BARS @ 33"-36" A.F.F.
- INSTALL 18" VERT. G.B. @ 40" A.F.F. (FROM BOTTOM OF GRAB BAR)

PROJECT:
IOWA DNR
PT275 BUILDING
12-4-14



HUFFCUTT
CONCRETE, INC.

4154 123rd STREET
CHIPPEWA FALLS, WI 54729
(715) 723-7446 * (800) 924-1516
FAX (715) 723-7111 * www.huffcutt.com

THIS DRAWING SHALL NOT BE COPIED OR SUBMITTED TO OTHERS WITHOUT THE CONSENT OF THIS COMPANY.

N.P.C.A. CERTIFIED PLANT
&
MEMBER OF:
NATIONAL & WISCONSIN PRECAST CONCRETE ASSOCIATIONS

VAULT BUILDING DETAILS

VAULT RESTROOM BUILDING REPLACEMENT FOR:

BELLEVUE STATE PARK


JACKSON COUNTY, IOWA

IOWA DEPARTMENT OF NATURAL RESOURCES

ENGINEERING SERVICES - WALLACE BUILDING
502 E. 9TH ST., DES MOINES, IA 50319-0034



CONSULTANT:



NO.	BY DATE	REVISION

PROJECT NUMBER:
14-06-49-01

DATE:
3/1/2017